

Morton Grove Park District Transition Plan



What is the Intent of ADA?

Provide equal opportunity for people with disabilities to participate in programs services and activities.

How to Provide Program Accessibility

Program accessibility can be accomplished
in several ways

(28 C.F.R 35150(a)(1);(b)(1)):

- Relocate to an accessible site
 - Can not be located very far from original location
- Purchase or redesign equipment
 - Purchasing a drawing table for a person using a wheelchair and participating in a drawing class.
- Structural changes – Transition Plan

Propose New Accessibility Standards

Outdoor Developed Areas

- Picnic Areas
- Benches

These have been noted in a separate section of the report, as “Proposed Standards” in the code column and “Recommendations” in the solutions column.

4 Priority Levels Of Barrier Removal

● Level One

- Accessible route up to and through entrance or recreation feature.

● Level Two

- Access from entrance to programs, services and recreation features.

● Level Three

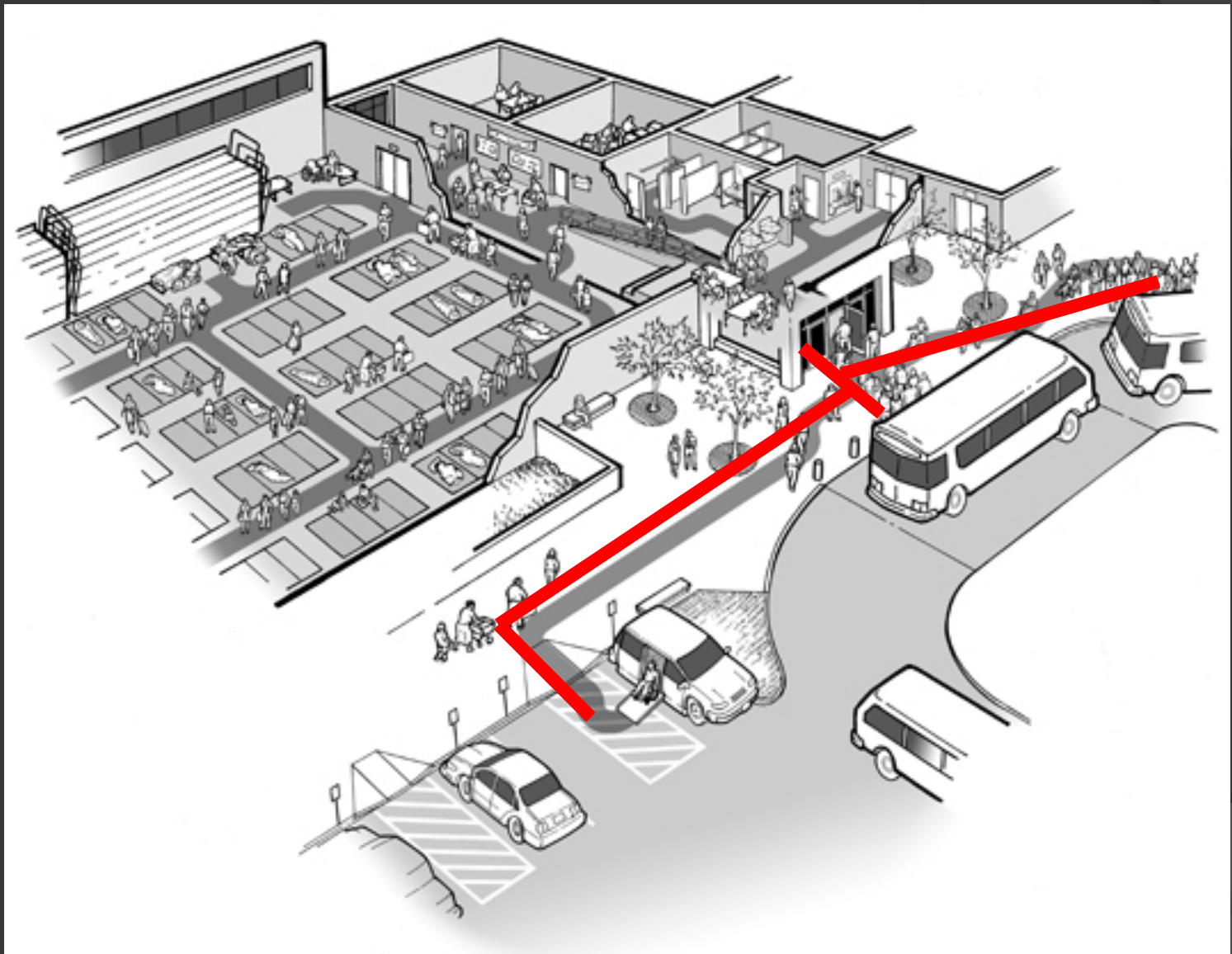
- Restrooms

● Level Four

- Drinking fountains, telephones, etc.

LEVEL ONE ACCESSIBLE ROUTE

Accessible Route up to and Through the Entrance





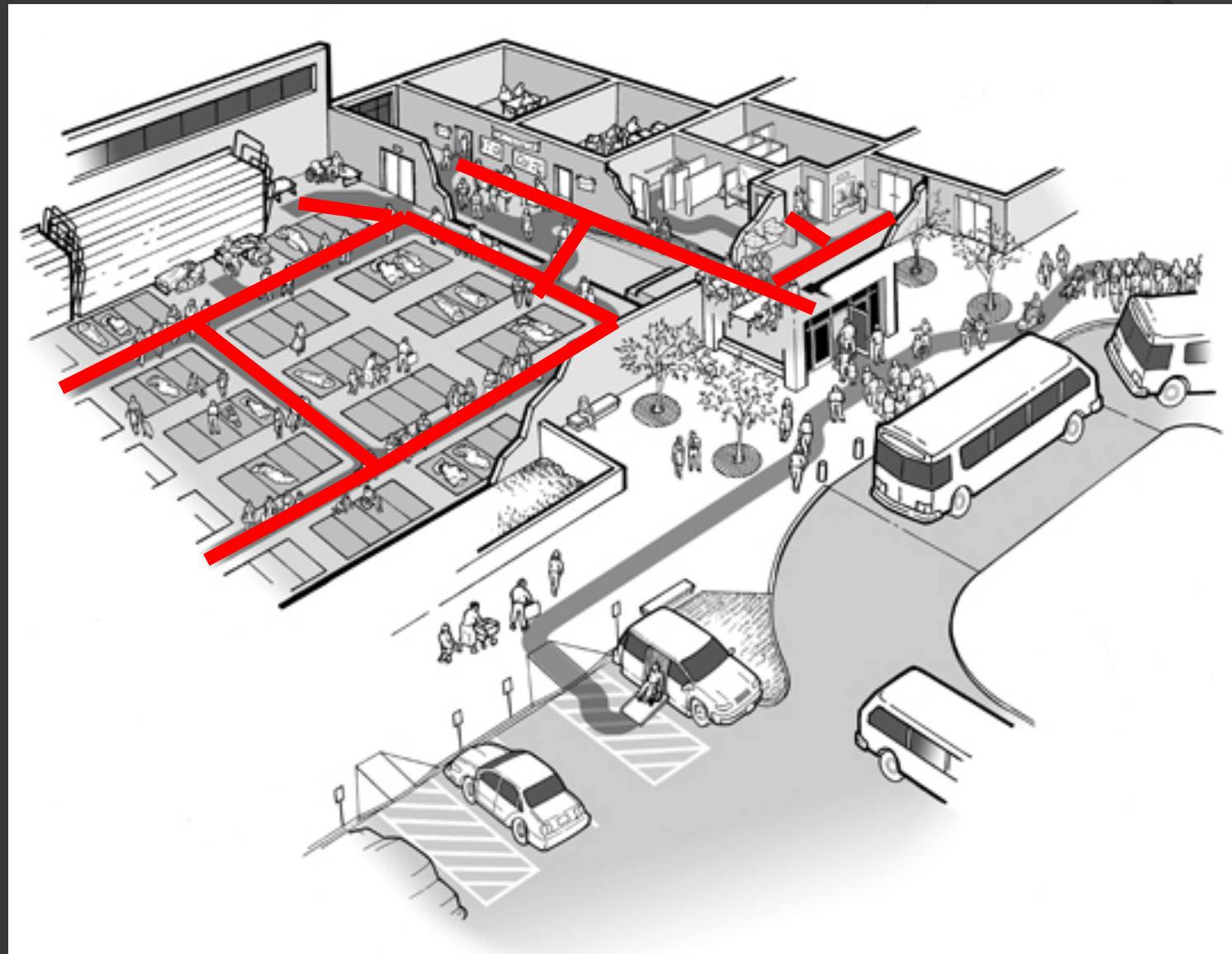






Level Two Program Access

Access to programs and services









Good Design!




Proposed Outdoor Standards



Level Three

Access of Restrooms

Provide access into and through the restroom and its elements.





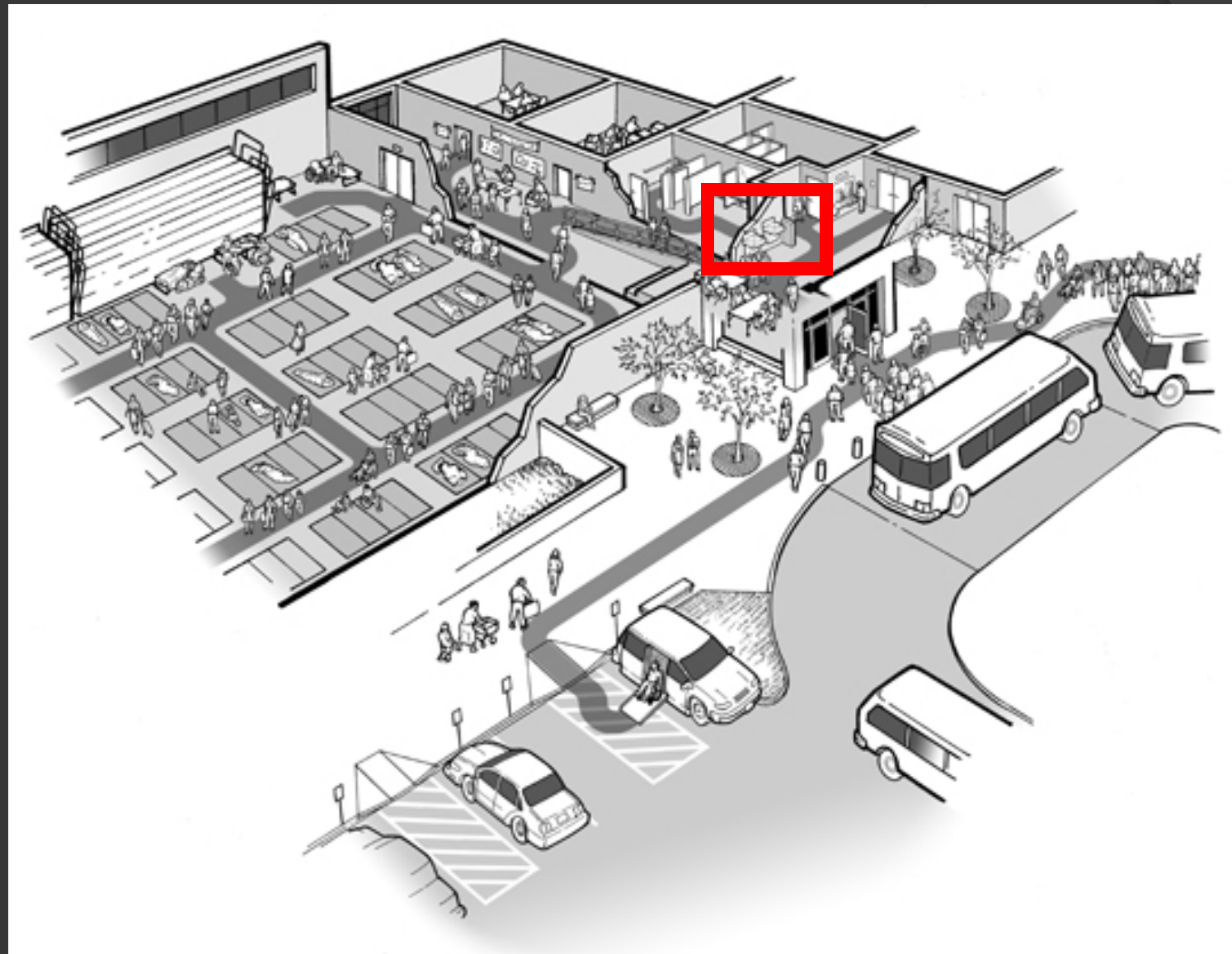




Level Four

Access to remaining elements

Provide access to remaining elements not previously covered. I.E. drinking fountains, telephones, etc.





Service Animals



WHAT ARE YOUR NEXT STEPS?

Park Board and Park District Staff Responsibilities

- Review information to determine if any items maybe removed or can be changed shortly.
- Remaining accessibility barriers provide dates for their potential removal.

Quick and Easy Fixes

- ⦿ Regrading engineered wood fiber at playgrounds.
- ⦿ Trim tree branches
- ⦿ Tape down mats
- ⦿ Adjust door opening force
- ⦿ Move trash cans to accessible routes.
- ⦿ Install protective pipe wrapping.
- ⦿ Install grab bars
- ⦿ Order accessible portable toilets and have them placed on accessible routes.

Recommendations

- Do not assume architects know accessibility codes. Have an outside party review the plans for accessibility.
- Note in all construction documents that contractors must meet ADA and Illinois Accessibility Codes (IAC).
- Do not assume that contractors know accessibility codes or they will follow the construction documents to the letter.

Some Funding Resources and Cost Saving Ideas

- SB 1881 provides funding for correction of accessibility barriers.
- Make large cooperative purchases with other local park districts.
- Tie accessibility removal into maintenance programs or capital projects program.

Resource Locations for Accessibility Standards

United States Access Board

1331 F Street, NW, Suite
1000

Washington DC 20004-1111

(202) 272-0080

www.access-board.gov

Americans with Disabilities Act

Accessibility Guidelines
(ADAAG)

Capital Development Board

James R. Thompson Center

100 W. Randolph St. 14th
Floor

Chicago, IL 60601

(312) 814-6000

www.cdb.state.il.us

Illinois Accessibility Code
(IAC)